

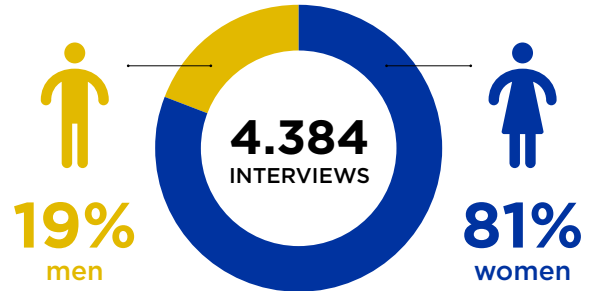
# UPDATED DISPLACEMENT SURVEY: UKRAINIAN REFUGEES AND THIRD-COUNTRY NATIONALS

DISPLACEMENT PATTERNS, NEEDS AND INTENTIONS SURVEY, 9–27 MARCH 2022



## INTERVIEWS CONDUCTED AT:

- 2** entry border crossings
- 2** exit border crossings
- 3** transit locations
- 10** temporary placement centres and private accommodations

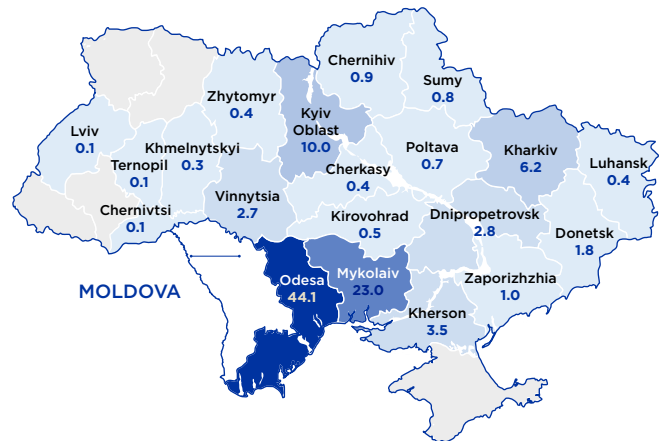


Since 24 February 2022, increasing numbers of refugees and third-country nationals entering the Republic of Moldova have been registered amid the war in Ukraine. As of 27 March, Moldovan authorities have reported 381,448 arrivals from Ukraine, of whom 346,735 are Ukrainian refugees and 34,713 third-country nationals<sup>1</sup>.

This report is based on a survey of displacement patterns, needs and intentions commissioned by the International Organization for Migration (IOM) in partnership with UN Women. Face-to-face surveys were conducted by trained enumerators from CBS-AXA Research at entry, exit, transit points and accommodation centres with Ukrainian refugees and third-country nationals. Data were collected and stored through a mobile application. This report presents a short analysis based on the 4,384 interviews conducted between 9 and 27 March 2022, out of which 3,822 were interviewed at four Moldovan border crossing points – Otaci and Palanca (at entry), and Leuseni and Giurgiulesti (at exit) – as well as in three transit locations – MoldExpo, the Ukrainian Consulate, and a bus station in Chisinau, the capital city. Additionally, 562 interviews were conducted in temporary placement centres and private accommodations, using an extended questionnaire based on the Displacement Tracking Matrix tool.

**Their top six regions of origin were: Odesa (44%), Mykolaiv (23%), Kyiv (10%), Kharkiv (6%), Kherson (4%) and Dnipropetrovsk (3%).** Among those interviewed in centres and private accommodation, the share coming from Odesa was higher (58% compared to 42% for those met in transit at entry or exit border crossings), showing the intention to remain close to their city and oblast of origin.

Map 1. Distribution of refugees by region of origin (%)



The majority of refugees originated from urban areas (91%) and this rate was higher among those in transit than among those in settlement centres (92% and 88%, respectively).

## SOCIODEMOGRAPHIC PROFILE

Of the 4,384 respondents, 97 per cent were Ukrainian and 3 per cent were third-country nationals, mainly from Azerbaijan (26%), the Russian Federation (14%), Georgia (6%) and Armenia (6%).

### Women and girls account for 81 per cent of all refugees.

The average age was 43 for men and 40 for women. The breakdown of adult refugees by age cohorts reveals that 60 per cent of women were aged 30–49 years compared to 55 per cent of men in the same age groups. Among male

<sup>1</sup> General Inspectorate for Border Police of the Republic of Moldova, <https://www.border.gov.md/index.php/>

refugees, 2 in 10 were elderly, compared to 1 in 10 elderly women refugees. The share of elderly respondents (aged 60 and above) was higher among those met in centres (14%), than among those met in transit (12%).

Figure 1. Age distribution of respondents, by sex (%)

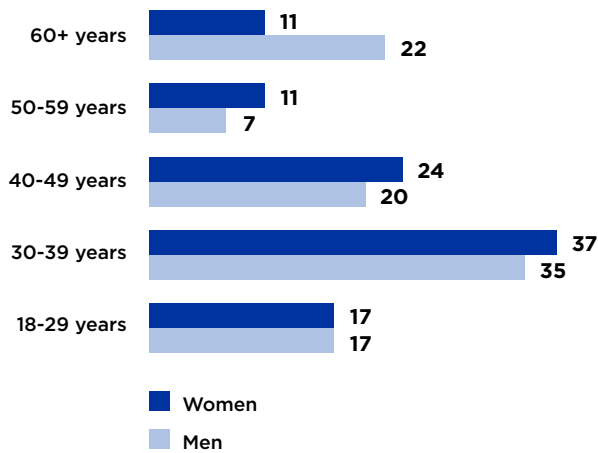
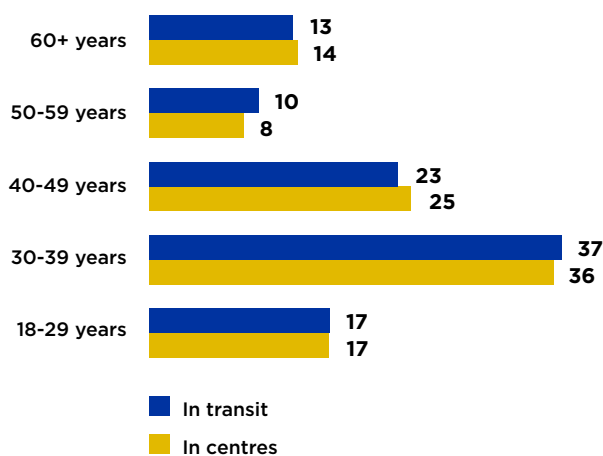


Figure 2. Age distribution of respondents, by place of interview (%)



The vast majority of respondents declared to be travelling with a group (86%), mostly comprised of family members (93%). Those travelling alone represented 14 per cent for all refugees, 10 per cent of whom were met in centres and 15 per cent in transit at entry or exit points.

Most respondents were travelling with at least one child under the age of 18: 93 per cent among those in centres and 79 per cent among those in transit locations. On average, every third refugee was travelling with at least one elderly person aged 60 and above. Additionally, 20 per cent were also travelling with pets.



**86%**  
travelling in a group



**14%**  
travelling alone



**79%**  
have at least 1 child in the group  
*among those in transit*



**93%**  
have at least 1 child in the group  
*among those in centres*

About 23 per cent of respondents reported to be travelling with or to have a serious health condition (chronic diseases, disability, wounded). Among those met in centres and private accommodation, 15 per cent reported having at least one person with a disability; and 3 per cent are travelling with a pregnant woman.



**1 out of 3**  
groups have an elderly person (aged 60+)



**23%**  
have at least 1 person with serious health condition



**15%**  
have at least 1 person with a disability  
*among those in centres*

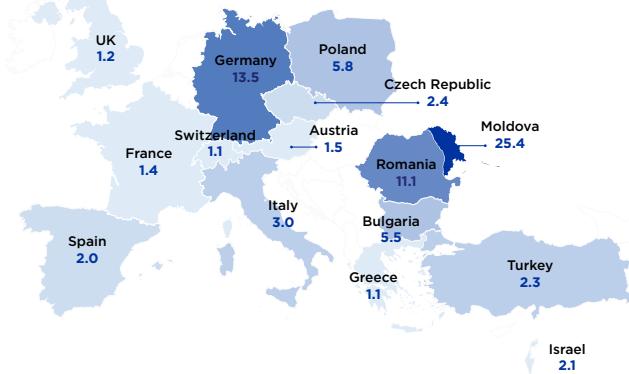


**3%**  
have at least 1 pregnant woman  
*among those in centres*

## MAIN INTENDED DESTINATIONS

For every fourth refugee, the main intended destination was the Republic of Moldova, followed by Germany (14%), Romania (11%), Poland (6%), Bulgaria (5%), Italy (3%), Turkey, Czech Republic and Israel (2% each) and other European countries. Among those met in transit, 22 per cent said they intended to remain in the Republic of Moldova, followed by Germany (15%), Romania (12%), Poland and Bulgaria (6% each) and others. Conversely, 62 per cent of those met in centres and private accommodation declared to be willing to remain in the Republic of Moldova, with smaller shares intending to reach Germany (4%), and higher numbers planning to travel to Azerbaijan (3%). The final destination was unknown at the time of the survey for 11 per cent of respondents.

Map 2. Main intended countries of destination (%)



Accordingly, those met in transit locations intended to spend approximately two or three days on average in the Republic of Moldova, hosted by relatives (34%) or friends (21%), in an organized reception centre (20%) or in private accommodation (14%). Those met in the centres and private accommodations had already spent about 16 days in the country and reported that they think they will remain for approximately one month, mostly intending to remain in their current location (70%) during that period.

The presence of relatives in a specific country was the pull factor in choosing the destination for 56 per cent of refugees. Yet, about 10 per cent of refugees have chosen the country due to existing social protection system and with intention to seek for asylum. In case of those who intended to remain in Moldova, only 12 per cent of refugees were considering applying for asylum.

## MAIN NEEDS AT ENTRY POINTS AND IN CENTRES

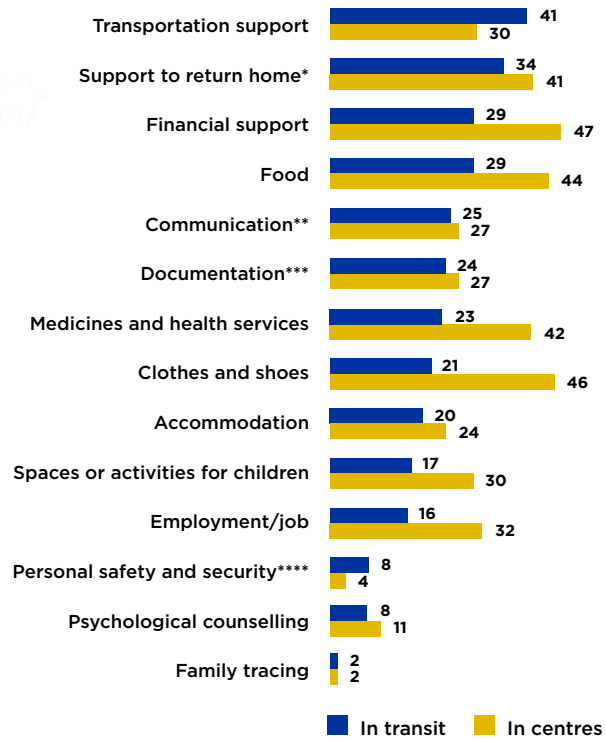
The survey asked about the main needs in the Republic of Moldova for respondents met at entry border crossing points into the country and for those hosted in temporary centres and private accommodations.

Among the most pressing immediate needs of those in transit were support with transportation (41% vs. 30% for those met in centres), support to return home (34% vs. 42% for those met in centres), and food – 29 per cent of cases among refugees met in transit locations and up to 44 per cent among those hosted in centres. In addition, the need for financial support was reported by all refugees, mainly by those hosted in centres and private accommodations (47% vs. 29% for those in transit).

Medicine and health services were reported by 23 per cent of those in transit and about 42 per cent of refugees met in centres as the most pressing needs at the time of the interview. One in five refugees who were in transit also

expressed the need for accommodation, while one in four refugees met in centres and private units also reported the need for another accommodation.

Figure 3. Main needs at the moment, by place of interview (%)



\* This refers to the intention to be able to return to their location of origin as soon as the security situation in Ukraine will allow.

\*\* Includes support to communicate with others in Ukraine and elsewhere.

\*\*\* Includes legal and consular services.

\*\*\*\* Includes protection from instances of violence, harassment, theft, exploitation and reporting of incidents, grievances or assaults.

Needs are changing in time and more refugees reported the need for medicine and health services in the second wave of data collection (18–27 March) compared to the week of 9–17 March and fewer needs were reported for food and clothes. Also, survey results reveal the increasing need for employment support and language courses, particularly for those placed in centres (31% vs. 22% among those in transit).

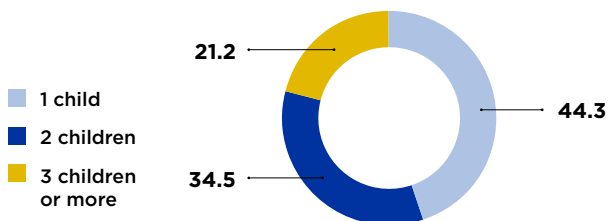
## WOMEN REFUGEES' SITUATION

Most refugees fleeing Ukraine are women and children. On the journey to refuge, women are shouldering an immense childcare responsibility compounded by family separation, trauma, limited financial resources, lack of clothing, food, personal hygiene supplies and other basic needs.

Of the 13 per cent of women who reported to be travelling alone, most were young women aged 18–30 (24%) or were

elderly women aged 60 and above (23%). Among those travelling with a group, 93 per cent of women met in transit locations and centres were travelling with family and 14 per cent with relatives.

**Figure 4. Women with children, by number of children (%)**



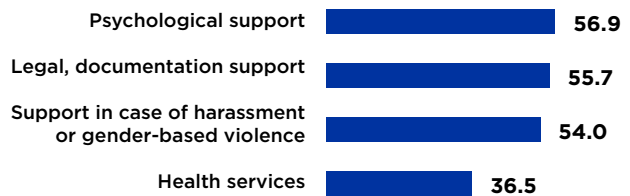
Some 83 per cent of women were travelling with at least one child below the age of 18, the majority having one child (44%) or two (34%). Among women met in centres, every third woman was travelling with three children, while in the case of those met in transit locations, one in three was accompanied by two children. On average, there were 194 children aged below the age of 18 per 100 women refugees with children.

Survey results based on a sub-sample of women hosted in centres reveal that 60 per cent of women were employed before fleeing Ukraine and now about 36 per cent expressed their willingness to find a job, while another 3 per cent of women have already been working in Moldova. The preferred economic sector for those who are looking for a job is trade (18%), personal care (12%), health (10%), education (5%), restaurants & hotels (6%) and agriculture (4%). The need for employment support was among the pressing immediate ones expressed by every third women met in centres, while 16 per cent reported the need for kindergarten services and another 13 per cent for school enrolment.

Generally, women refugees hosted in centres reported having an adequate accommodation conditions and only 6 per cent reported limited access to bath facilities or insufficient space for bedding in privacy (4%). However, 25 per cent of women with children reported the lack of safe and private spaces for breastfeeding and 44 per cent were not aware of such areas in the centre where they lived at the time of the interview.

While recognizing the efforts made by authorities to equip refugees with information about available services, entitlements, and their rights, one woman in three was not aware of where to seek health assistance if required, every second woman did not know where to seek help in case of experiencing harassment or gender-based violence.

**Figure 5. The share of women who reported lack of knowledge about specific services (%)**



About 75 per cent of women met in centres benefited from humanitarian assistance, the majority (93%) received food, 78 per cent personal hygiene and sanitary supplies and 56 per cent of women received clothes. Four in ten women declared that they were consulted on their and family's immediate needs before receiving the humanitarian assistance.

*Note: This is the second fact sheet that summarizes the results of displacement survey initiated by IOM in partnership with UN Women to assess the needs and vulnerabilities of refugees.*

*IOM's Displacement Tracking Matrix (DTM) is a system to track and monitor displacement and population mobility. The survey form was designed to capture the main displacement patterns – origin country and region – for refugees of any nationality fleeing from Ukraine because of the war. It captures the demographic profiles of respondents and of the group they are travelling with, if any; it asks about intentions relative to the permanence in Moldova and to intended final destination; it gathers information regarding a set of main needs that the respondents expressed as more pressing at the moment of the interview. An extended version of the questionnaire was developed in partnership with UN Women to better understand the profile, education and employment background, access and awareness of essential services women refugees met in locations of stay – in reception centres or private accommodation solutions.*

*Only adults (18+) were approached, and the questionnaire was proposed only to migrants and refugees who arrived in the Republic of Moldova after 24 February 2022. Respondents were approached in a simple random sample by enumerators at selected entry, exit and transit locations. In border crossing point areas, both persons entering/exiting by car and by foot were interviewed. In centres and private accommodations, respondents were interviewed using a mixed-mode approach through computer-assisted personal interviews and phone interviews.*